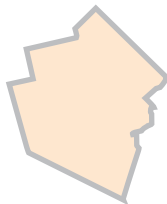
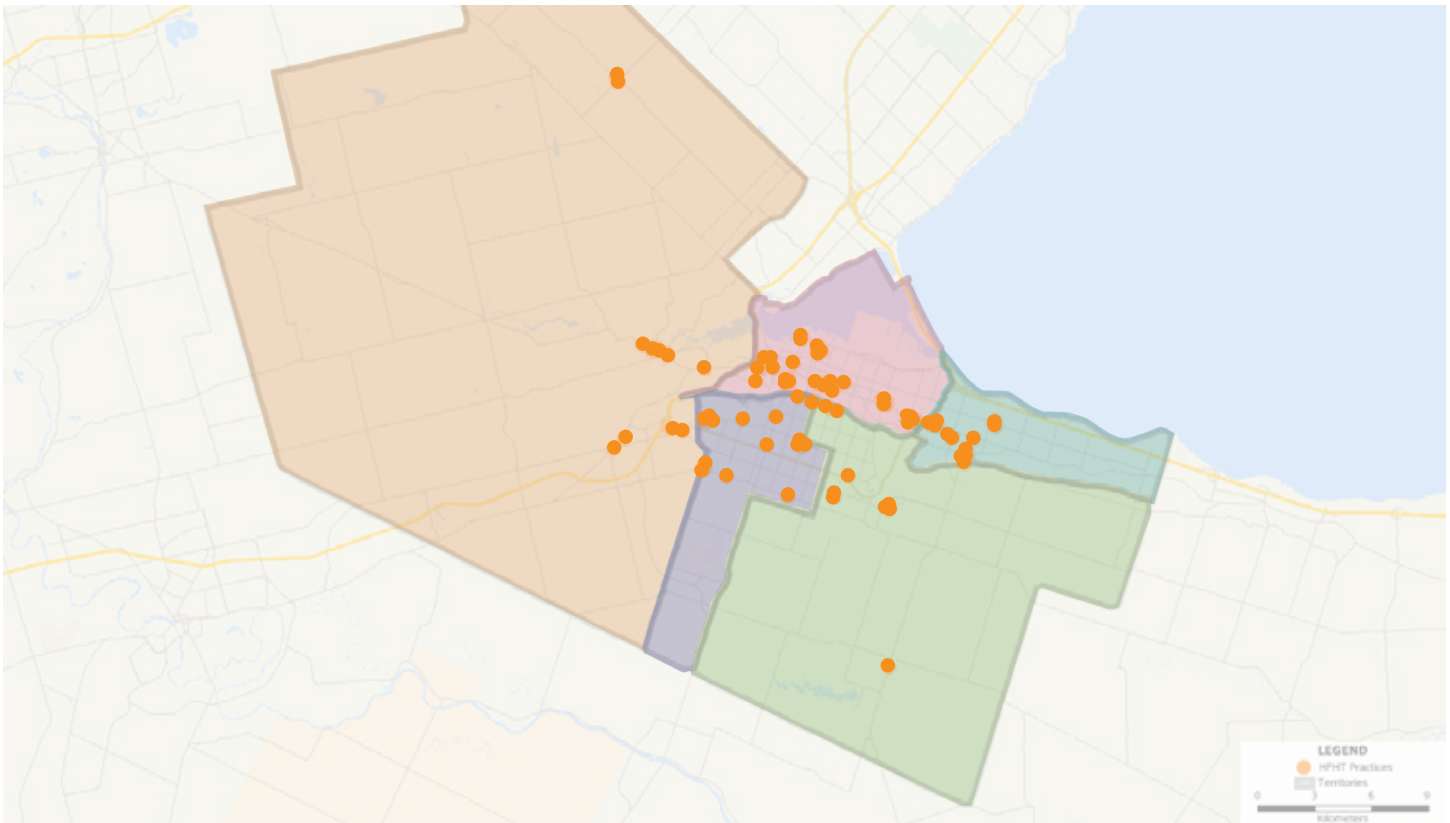


# HFHT Clinics by the Numbers




**Hamilton Family Health Team**  
*Better care, together.*

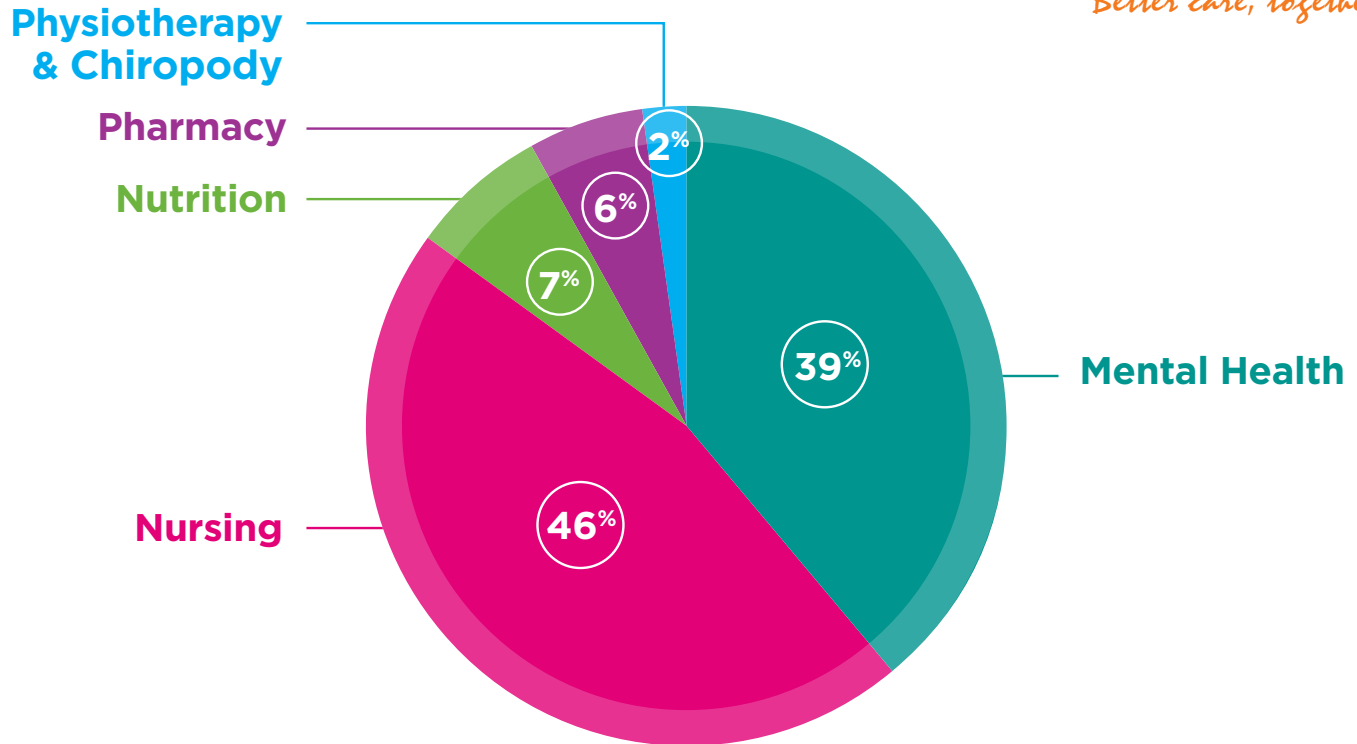


	<b>Dundas and Ancaster</b>	<b>Lower City</b>	<b>West Mountain</b>	<b>East Mountain</b>	<b>Stoney Creek</b>
<b>Total Population:</b>	<b>116,435</b>	<b>129,497</b>	<b>109,527</b>	<b>92,776</b>	<b>71,714</b>
	Number of Physicians: 31	Number of Physicians: 72	Number of Physicians: 31	Number of Physicians: 12	Number of Physicians: 20
	Total Combined Roster Size: 45,773	Total Combined Roster Size: 115,378	Total Combined Roster Size: 56,297	Total Combined Roster Size: 24,596	Total Combined Roster Size: 37,382
	HFHT Budget: \$3,550,000	HFHT Budget: \$8,975,000	HFHT Budget: \$4,375,000	HFHT Budget: \$1,925,000	HFHT Budget: \$2,900,000
<b>Funding Per Patient:</b>	<b>\$77.75</b>	<b>\$77.75</b>	<b>\$77.75</b>	<b>\$77.75</b>	<b>\$77.75</b>

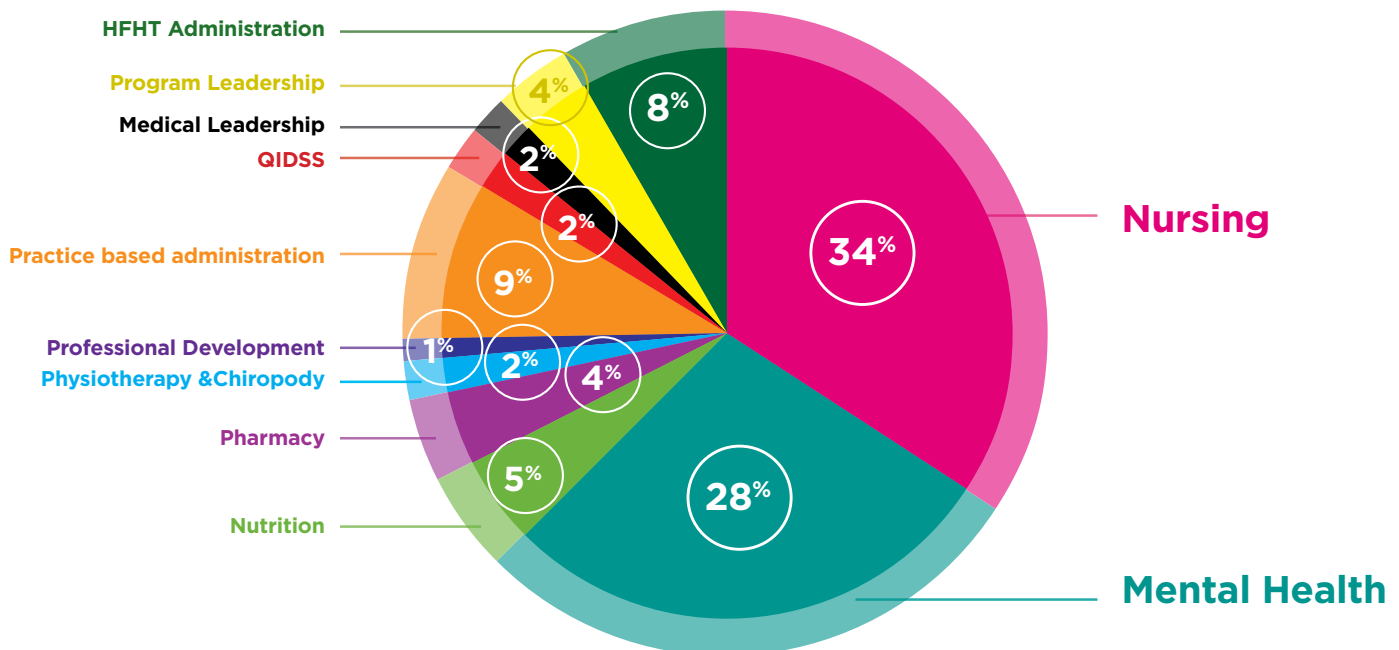
## 2017 HFHT Funding Breakdown by Program



**Hamilton Family Health Team**  
*Better care, together.*



## 2017 HFHT Budget Allocation



# Balance sheet – Operating and Capital Funds as of March 31, 2017



**Hamilton Family Health Team**  
*Better care, together.*

	2016	2015
	\$	\$
<b>Assets</b>		
Current assets		
Cash and cash equivalents		
Operating Fund	917,228	997,354
Capital Fund	556,377	556,377
Short-term investments – Operating Fund	265,478	263,492
Accounts receivable	155,172	349,990
Prepaid expenses	135,619	103,067
	2,029,874	2,270,280
<b>Liabilities</b>		
Current liabilities		
Accounts payable and accrued liabilities	567,948	821,934
Due to MOHLTC (Note 2)	1,461,926	1,448,346
	2,029,874	2,270,280
Commitments (Note 3)		
Fund balances		
Operating Fund		
Capital Fund		
	2,029,874	2,270,280

On behalf of the Board:

Approved by: \_\_\_\_\_ Director

Approved by: \_\_\_\_\_ Director

The accompanying notes to the financial statements are an integral part of the financial statements.